

# Mounting instructions


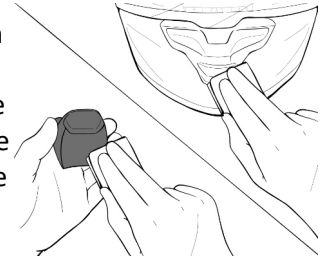


1. Please refer to the product images on our website ([www.mibike.de](http://www.mibike.de) or eBay) to find the exact position of the bracket. Before fitting, check the fit on the helmet and the Quickclip. If something does not fit, this is the last moment to check everything. Brackets that have come into contact with glue cannot be replaced.



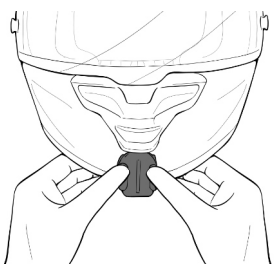
2. Wash hands or use disposable gloves (powder free). The adhesive is best applied at room

3. Clean the adhesive surfaces on the bracket and the helmet. We recommend isopropanol or brake cleaner. The surfaces must be free of dust and grease and dry before applying the adhesive.



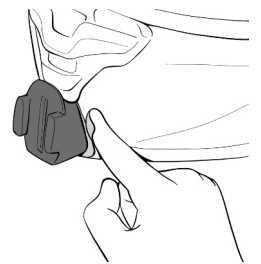
4. Open the glue and activate it by kneading. The glue will discolour slightly. This can be easily removed with a piece of kitchen paper and/or hand wash paste.

5. Apply adhesive to the adhesive surface of the mount. Only where the mount touches the helmet.




6. Apply light pressure to evenly press the clip onto the helmet and align it. Adhesive must be applied within 30 minutes.

7. Excess glue can be removed with a wooden spatula, toothpick, piece of kitchen paper or by hand.



8. Allow the adhesive to cure for a minimum of 48 hours. However, we recommend that you allow the adhesive to cure for 72 hours and store it on a helmet pad with the chin section facing up.

Customer Youtube tutorial in german. (english subtitle)



**Please check that everything is securely in place before riding for the first time. The user is responsible for his equipment and its attachment. If you have any questions, please visit [www.mibike.de/faq](http://www.mibike.de/faq) under "FAQ & Documents" you will find many answers. If you still have questions, just send an email to [info@mibike.de](mailto:info@mibike.de), use the contact form on the website or WhatsApp!**

For more information on the adhesive, please refer to the Sugru Technical Data Sheet (TDS). This can also be found on the FAQ section of the website [www.MiBike.de/faq](http://www.MiBike.de/faq).

Unfortunately we cannot guarantee adhesion. Too many factors are out of our control. Please understand this. If you have any questions, please do not hesitate to contact us.

We would be happy to receive feedback, a positive review or a like on Facebook / Instagram. Have fun vlogging!

- This Manual is also available other Languages. [www.mibike.de/faq](http://www.mibike.de/faq) -

## **Notice and waiver**

By purchasing and using this product, you waive any relevant legal claims as well as claims for damages. Therefore, please ensure that you have read and understood the following terms and conditions before using the product. By using the product, you agree to this agreement and waive all claims. If you do not agree to all the terms of this agreement, return the product for a full refund.

1. You must fully understand and accept all risks (including those arising from improper conduct by you or others) that may occur while using the product.
2. You must ensure that your state of health permits the use of the product and that you are in sufficiently good physical condition to use equipment that can be used with the product. Furthermore, you must ensure that the product does not limit your abilities and that you can use it safely.
3. You must be of legal age and able to take responsibility for the use of the product.
4. You must read and understand the following warnings and instructions:
  - We advise you to obtain all relevant information regarding weather conditions, traffic conditions and road conditions in advance and be prepared accordingly before using the product.
  - If you use the product while driving a vehicle such as a motorbike, you must comply with the vehicle manufacturer's safety instructions.
  - Use the product with caution.
5. You must read and fully understand all terms and conditions regarding legal rights and warnings associated with the use of the product. In addition, by using the product, you agree to all conditions regarding the waiver of rights.
6. All risks arising from the operation of the product are entirely dependent on the user, regardless of the use of the product by the original purchaser.
7. The use of the product may violate test standards, local or national regulations. Also, be aware that the proper and safe use of the product is entirely your responsibility. If you do not return the product after purchase, you waive all rights to liability, claims, as well as claims for reimbursement of costs (including attorney's fees). MiBike - Mike Becker is therefore not liable for any injury, death, or loss of or damage to any means of transportation, property, or chattels belonging to you or any third party occurring during the use of the product.